

ManaEZ[®] Knee Immobilizer

Single Panel

INSTRUCTIONS FOR USE

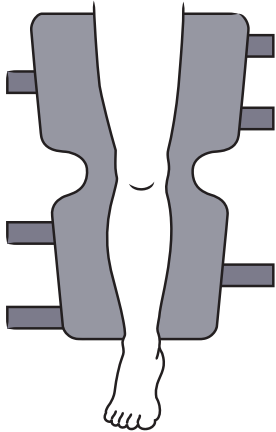


DESCRIPTION OF SYMBOLS

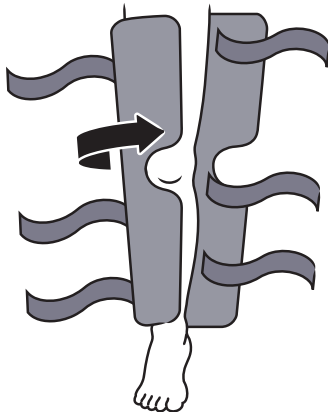


Medical Device

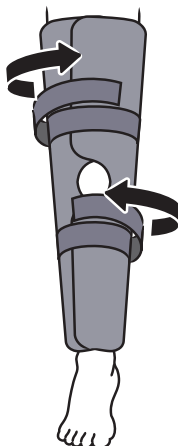
SPLINT PANEL PLACEMENT:



- 1) Center the posterior stays in the popliteal area (behind the knee).



- 2) Position side panels for desired girth. Stays on both side panels should align with the midline of the leg. Center patella cutout at the knee.



- 3) Feed straps through D-rings and secure. Straps should be snug but not constrict.

BEFORE USING THE DEVICE, PLEASE READ THE FOLLOWING INSTRUCTIONS COMPLETELY AND CAREFULLY. CORRECT APPLICATION IS VITAL TO THE PROPER FUNCTIONING OF THE DEVICE.

INTENDED USE/INDICATIONS

Immobilization of the knee joint.

CONTRAINDICATIONS

None.

WARNINGS AND PRECAUTIONS

If you experience any pain, swelling, sensation changes, or any unusual reactions while using this product, consult your medical professional immediately. Never wear the support over an open wound.

APPLICATION INFORMATION

Note: The Foam Pop Pad is included with ManaEZ Knee Immobilizer and may be used for comfort and to help prevent migration. If the Foam Pop Pad is not applied to your splint, please see Foam Pop Pad Placement instructions below.

FOAM POP PAD PLACEMENT

Center pad over the stays located on the posterior (back) panel of immobilizer. Pad should be over the bend in the stays. Remove adhesive back on pad and apply to inside of knee immobilizer. Foam pad may provide additional comfort and support behind the knee.

CLEANING INSTRUCTIONS

Hand wash liner in warm water using mild soap, rinse thoroughly. AIR DRY. Note: If not rinsed thoroughly, residual soap may cause irritation and deteriorate material. For Knee Immobilizers with removable stays, remove stays prior to washing.

WARRANTY

ManaMed will repair or replace all or part of the unit and its accessories for material or workmanship defects for a period of six months from the date of sale.

SYMBOL GLOSSARY

For an explanation of symbols, please refer to <https://www.manamed.com/glossary/symbol-glossary.pdf>

NOT MADE WITH NATURAL RUBBER LATEX.

FOR SINGLE PATIENT USE ONLY.

Product Name	Part Number
ManaEZ Single Panel Knee Immobilizer 18"	EZIMM01-18
ManaEZ Single Panel Knee Immobilizer 20"	EZIMM01-20
ManaEZ Single Panel Knee Immobilizer 24"	EZIMM01-24



MANAMED
 ManaMed, LLC
 2612 Sirius Dr.
 Denton, TX 76208
 Ph: 888-508-0712
www.ManaMed.com

©2024 ManaMed LLC. All rights reserved.
 ManaMed, the ManaMed logo,
 are trademarks of ManaMed LLC
 Registered in the U.S.